

# TWGHS Ko Ho Ning Memorial Primary School

## Final Sharing

11<sup>th</sup> July, 2020

Miss Chan Tsz Yan, Gorretti

Miss Tang Cheuk Fan, Fanny

Miss Li Mak Ching, Mavis



Before the lesson

# School-based adaptations

1) Substitute the existing text with more up-to-date ones.

**Kids' Magazine**

## My hero

Last month we asked you to tell us about your heroes and lots of you did. Here are two of your favourites.

**My hero is Liu Xiang.** He is an amazing athlete. He started practising for the 110-metre hurdles twelve years ago. Sun Hai Ping has been his trainer since 1999. Together they have won many competitions. Four years ago, Liu won an Olympic gold medal. In 2006, he set a new world record with a time of 12.88 seconds.

Liu Xiang had lots of difficulties but he never stopped trying. When he was at sports school, some older boys bullied him. They put his toothbrush in the toilet and hid his keys. Liu never complained, even when training was very difficult and his legs hurt badly. He fought off problems and got great results. However, at the Beijing Olympics, two injuries stopped Liu from competing. All of China was very disappointed! I know Liu will compete successfully in the future because he never gives up.

I really admire Liu Xiang. When things are difficult, I am going to try harder. Maybe one day I will win a gold medal too!





Angela Lui, 12 years old

**Yang Liwei is my hero.** He has been in the Chinese army since 1983. At first he was a pilot but ten years ago, he started astronaut training. In 2003, he became the first Chinese to travel in space. Today Yang is a trainer. He has helped train astronauts for three years.

Yang worked very hard. At home, he practised for life in space — he practised turning very quickly in a chair and slept without pillows. In his first two years of training, Yang did not go to bed before midnight because he was studying so hard.

Yang has worked hard to achieve his dream. I want to do the same.

Danny Au, 11 years old



**Greenhill Primary School Magazine**


## Our heroes

Who do you want to be like when you grow up? This month, Mark Li interviewed J.K. Rowling, the famous English writer. Maria Kong wrote about her hero, the pianist Lang Lang.

### An interview with J.K. Rowling

ML = Mark Li  
JK = J.K. Rowling

ML : Hello, Ms Rowling. How long have you been a writer?  
JK : I've been a writer since I was six years old. My first story was about a rabbit called Rabbit!  
ML : I haven't read that but I'm a huge fan of your Harry Potter books. I love the characters. Where did you get your ideas from?  
JK : Harry Potter is like a friend of mine, called Ian Potter.  
ML : How long have you known him?  
JK : I've known him since I was a child. He liked dressing up as a wizard and playing tricks on people. Hermione, with her love of books and studying, is like me as a child. The Hogwarts teachers are like the teachers I had at school.  
ML : Brilliant! I'd love to be a successful writer like you.  
JK : Thank you. Actually I haven't always been successful. When I started writing Harry Potter, I was poor and lived in a tiny flat. I sent the first book to twelve publishing companies but nobody wanted to publish it. Fortunately, I didn't give up!  
ML : I'm very happy that you didn't! Thanks for talking to me.  
JK : You're welcome.





**July 2014**

## The talented Lang Lang

My hero is the talented musician Lang Lang. He has been a pianist for seventeen years. When he was two years old, he heard a song in a 'Tom and Jerry' cartoon. He immediately played it on the piano! By the time he was eight, he practised for eight hours a day! Sometimes his neighbours were angry because he started playing at 5:30 in the morning! Lang Lang has played in shows and competitions around the world since 1987. He has even performed at a concert for the US President in the White House.
















Lang Lang is a kind, generous person and has raised a lot of money for charities. He also tries to teach children to love music. Today 40 million Chinese children play the piano. I don't think I am the only kid who wants to be like Lang Lang!

Maria Kong



# School-based adaptations

2) Enrich the vocabulary bank (24 character strengths) which fits our school main concern (positive education).

 好奇心 curious	 判斷力 decisive	 原創力 creative
 勇敢 brave	 毅力 persistent	 誠實 honest
 仁慈 kind	 愛與被愛 caring	 對美欣賞 artistic
 感恩 thankful	 希望 hopeful	 領導能力 has a sense of leadership
 洞察力 sensible	 熱衷 interested	 幽默 humorous

 團體精神 cooperative	 公平 fair	 謹慎 careful
 謙虛 humble	 自我控制 disciplined	

# School-based adaptations

3) Replace the existing exercises which are redundant.

She wrote the first *Harry Potter* book 

13 years ago.
in 1997.

Read the headlines about some famous people and complete the table under the flap. Then talk about the famous people in pairs.

21 October 2000  
Li Yundi: youngest winner of the Chopin Piano Competition

30 April 2001  
Face to face with Raman Hui, animator of *Shrek*.

15 July 1997  
How J.K. Rowling's book about Harry, the boy wizard, became a big hit

30 July 1996  
Lee Lai Shan wins a gold medal for Hong Kong!

16 June 2006  
Stephen Hawking in Hong Kong

Finish the report.

J.K. Rowling is a writer. She wrote the first *Harry Potter* book \_\_\_\_ years ago.  
Stephen Hawking ...

How long have you been a singer? I've been a singer since 1995.  
played the piano? I've played the piano for ... years.

The children are role-playing TV interviews with famous people. Finish what they say.

1  
H: Good evening, everybody. Tonight I'd like to welcome Eason Chan to the show!  
E: Thanks. It's great to be here.  
H: How long have you been a singer?  
E: I've been a singer since 1995 / for ... years.

Work out how many years:  
e.g. (this year) 2010  
- 1995  
15

H (Host) E (Eason)

Eason Chan  
1995: became a singer

2  
Jean Wong  
1960: became a ballet teacher

3  
Yip Wing Sie  
1986: became a conductor

4  
H: How long have you played the piano?  
A: I've played ...

4  
Aristo Sham  
1999: started to play the piano

5  
Chun Yik Hei  
2001: started to invent things













6  
Chiu Chun Hei  
1999: started to play table tennis

Who is your favourite singer? How long has he / she been a singer? Find out and tell your friends.



# School-based adaptations


## 4) Add new learning tasks.

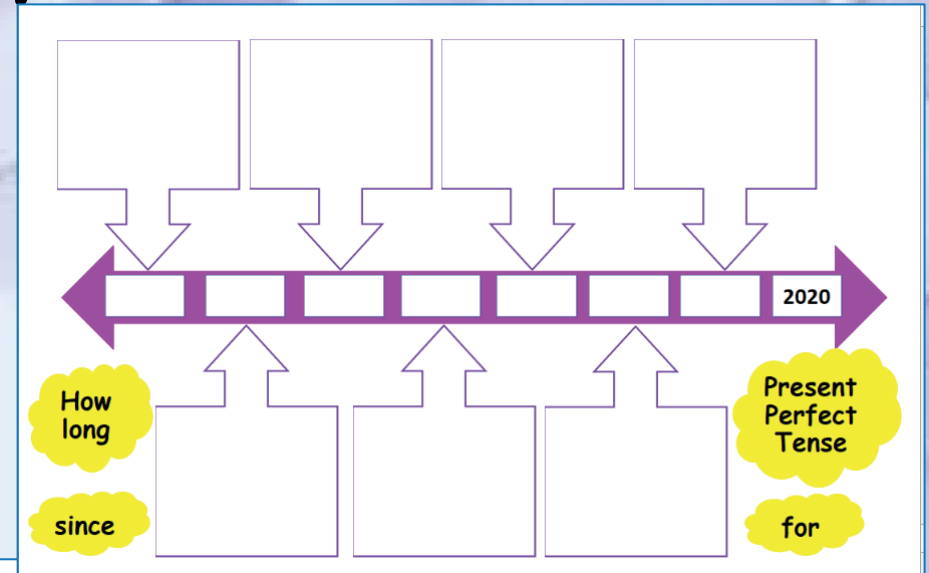
			a ← painter←	a ← musician←	a ← singer←
			a ← scientist←	an← athlete←	an animator←
			a ← director←	a ← writer←	a ← banker←
			an ← astronaut←	an ← engineer←	a ← pilot←

 curious	 decisive	 creative	 curious←	 critical / decisive←	 imaginative←
 brave	 persistent	 honest	 brave←	 persistent←	 honest←
 kind	 caring	 artistic	 considerate / kind←	 affectionate / caring←	 asthetic / artistic←
 thankful	 hopeful	 has a sense of leadership	 thankful / grateful←	 hopeful←	 ←
 sensible	 interested	 humourous	 sensible←	 passionate←	 humourous←

# School-based adaptations

## 4) Add new learning tasks.

Profile	
Name: <u>Janny Wong</u>	
Age: <u>32</u>	
Sex: <u>F</u>	
Job: _____	
_____	
_____	
_____	
_____	
_____	



- |  |
|--|
| won the most popular singer in Hong Kong |
| started singing lessons                  |
| performed on stage                       |
| became a well-known popstar in Asia      |
| began a world tour concert               |
| published the first CD album             |

# School-based adaptations

- Ask follow-up questions to aid the weaker students in learning from their peers.

P.5 Unit 7 Topic: My heroes			
Line	中	Possible questions	Purpose
<b>Overall</b>		What is this piece of writing? A magazine article. <i>How do you know?</i> <i>Where can you find the answer?</i> <i>Can you come out and show your friends?</i> <i>Good, repeat the answer after ____.</i>	Contextual clue Cater for learner diversity
<b>A</b>			Let a student sparkle
<b>C</b>		Is it a magazine for the public? No. What kind of magazine is it? A school magazine. <i>How....?</i>	Reasoning Locate information
<b>D</b>		When a reporter is asking for information from someone, and they talk together, what do we call it? An interview. <i>Where....?</i> interviewed <i>Write [An interview] on the blackboard. Repeat...</i>	Knowledge of the world Contextual clue Learn a new word from meaning
<b>E</b>		What is the name of the reporter? Mark Li <i>How....?</i> Who is the reporter talking to? J.K. Rowling <i>Where....?</i> Is J.K. Rowling a gentleman or a lady? A lady. <i>How....?</i> (The student can come out and point to the photo.) What is her job? An English writer <i>Where....?</i>	<i>Don't forget to read the rubric</i>  Pictorial clue

Read the **magazine article**. Have you heard of these heroes? What do you know about them?

**Greenhill Primary School Magazine**

英

Who do you want to be like when you grow up? This month, Mark Li interviewed J.K. Rowling, the famous English writer. Maria Kong wrote about her hero, the pianist Lang Lang.



Where can you find the answer?  
Can you come out and show your friends?  
Good, repeat the answer after \_\_\_\_.

What is this piece of writing?  
It is **a magazine article**.



# School-based adaptations

- Use easier phrases or previous knowledge to tell and let students locate the difficult / new words or phrases.



ML : I haven't read that but I'm a **huge** fan of your *Harry Potter* books. I love the characters. Where did you get your ideas from?

JK : *Harry Potter* is like a friend of mine, called Ian Potter.

Find a word means 'very big'.

# School-based adaptations

- Promote understanding about the meaning of words in a new context.



ML : I haven't read that but I'm **a huge fan** of your *Harry Potter* books. I love the characters. Where did you get your ideas from?

JK : **英** Harry Potter is like a friend of mine, called Ian Potter.

What does a huge fan mean?

A big fan.

What is a fan? (Point to the fan hanging from the roof.) That one?

# School-based adaptations

- Introduce new words for smarter kids.



ML : I haven't read that but I'm a huge **fan** of your *Harry Potter* books. I love the characters. Where did you get your ideas from?

JK : *Harry Potter* is like a friend of mine, called Ian Potter.

What does the word 'fan' mean?


a. writer


b. reporter

**c.** lover

# School-based adaptations

- Expand students' vocabulary by using a new phrase to make or rephrase a sentence.


The talented Lang Lang  July 2014



My hero is the talented musician Lang Lang. He has been a pianist for seventeen years. When he was two years old, he heard a song in a 'Tom and Jerry' cartoon. He immediately played it on the piano! **By the time** he was eight, he practised for eight hours a day! Sometimes his neighbours were angry because he started playing at 5:30 in the morning! Lang Lang has played in shows and competitions around the world since 1987. He has even performed at a concert for the US President in the White House.


Can you use a simple word for 'by the time'?

When



By the time

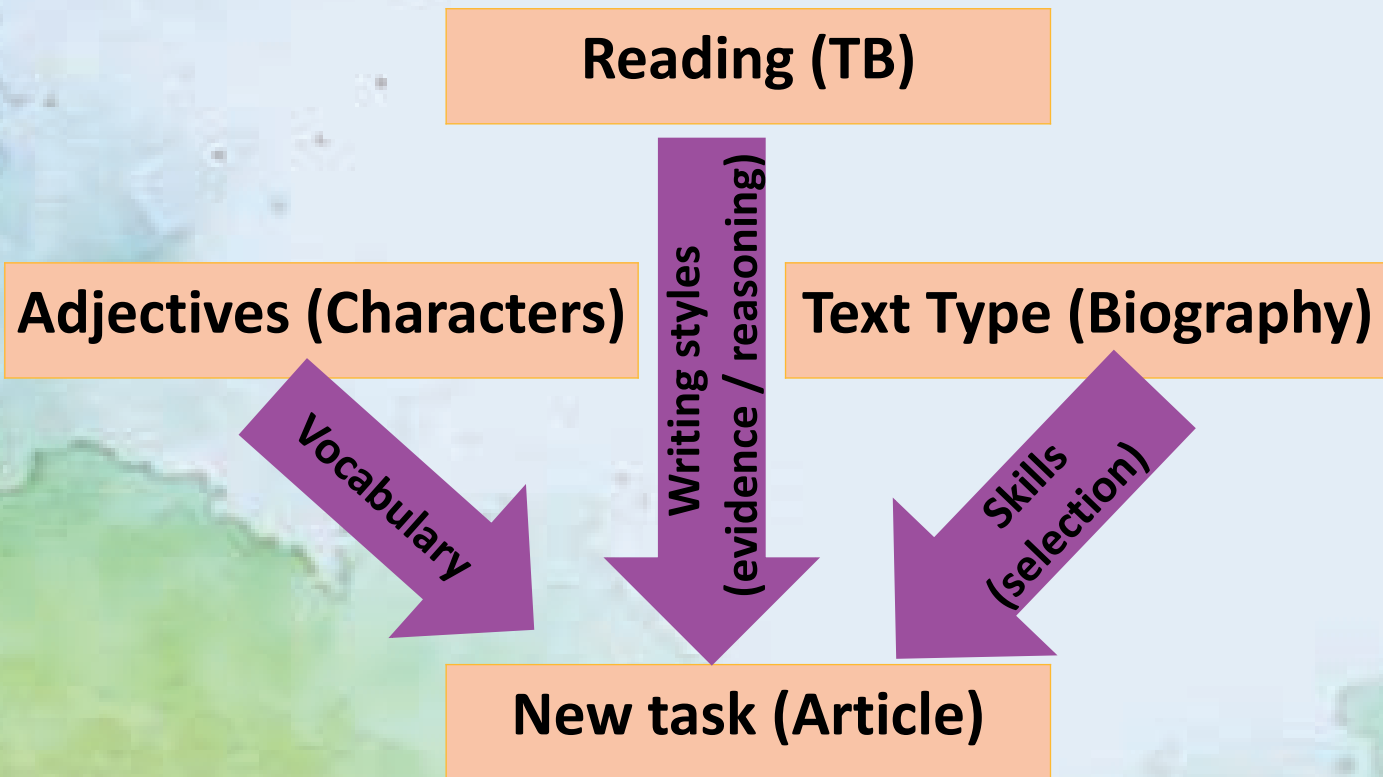
When my father arrived home, we had dinner.



**By the time** my father arrived home, we had dinner.

# School-based adaptations

5) Design a new final task which covers more skills and nurtures positive attitudes.



**A Careless 'Hero'**

Joe joined a fund-raising walk last Sunday. Look at the pictures and write the story in about 100 words.

1.  challenge / determined / raise money	2. After 3 hours  try his best / give up / confident
3.  faint / fall / nervous / look after / ask for help	4. What happened in the end?

**Old task (Story writing)**



During the lesson

# Application of self-learning strategies

- 1) Self-regulated learning 自律學習
- 2) Self-directed learning 自我導向學習
- 3) Self-instruction 自我教導
- 4) Active learning 主動學習
- 5) Self-planned learning 自我計畫學習
- 6) Self-managed learning 自我管理學習
- 7) Self-monitored learning 自我監控學習

# Application of self-learning strategies

## 1) Self-regulated learning 自律學習

### Lesson Objectives













- You are able to form questions using 'How long'
- You are able to indicate a period of time using prepositions 'since' and 'for'
- You are able to point out the difference in terms of the duration of time between different prepositions

➤ Setting objectives → Keep tracking → Self-assessed



# Application of self-learning strategies

## 2) Self-directed learning 自我導向學習

			a ← painter ←	a musician ←	a ← singer ←
			a ← scientist ←	an ← athlete ←	an animator ←
			a ← director ←	a ← writer ←	a ← banker ←
			an ← astronaut ←	an ← engineer ←	a ← pilot ←

 curious	 decisive	 creative	 curious ←	 critical / decisive ←	 imaginative ←
 brave	 persistent	 honest	 brave ←	 persistent ←	 honest ←
 kind	 caring	 artistic	 considerate / kind ←	 affectionate / caring ←	 asethetic / artistic ←
 thankful	 hopeful	 has a sense of leadership	 thankful / grateful ←	 hopeful ←	 ←
 sensible	 interested	 humorous	 sensible ←	 passionate ←	 humorous ←

➤ Every student owns a set of cards. (Pre-study / Revision)

# Application of self-learning strategies

## 2) Self-directed learning 自我導向學習



a ← painter	a ← musician	a ← singer
a ← scientist	an ← athlete	an ← animator
a ← director	a ← writer	a ← banker
an ← astronaut	an ← engineer	a ← pilot

### GROUP GAME

Grouping: 

B	A
C	D

- 1) Take five cards
- 2) Say aloud the phrases
- 3) Slap on the correct cards

Level 1:

- 1) a scientist
- 2) an athlete



Level 2:

- 1) a musician + an actor
- 2) a film director + an animator

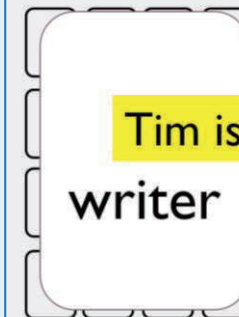
Level 3: (I am a/an .....)

- 1) Any 3 jobs

- Put the pink cards next to the white cards.
- Face down.



- Make a sentence if they match.
- Keep the cards if the sentence is correct.

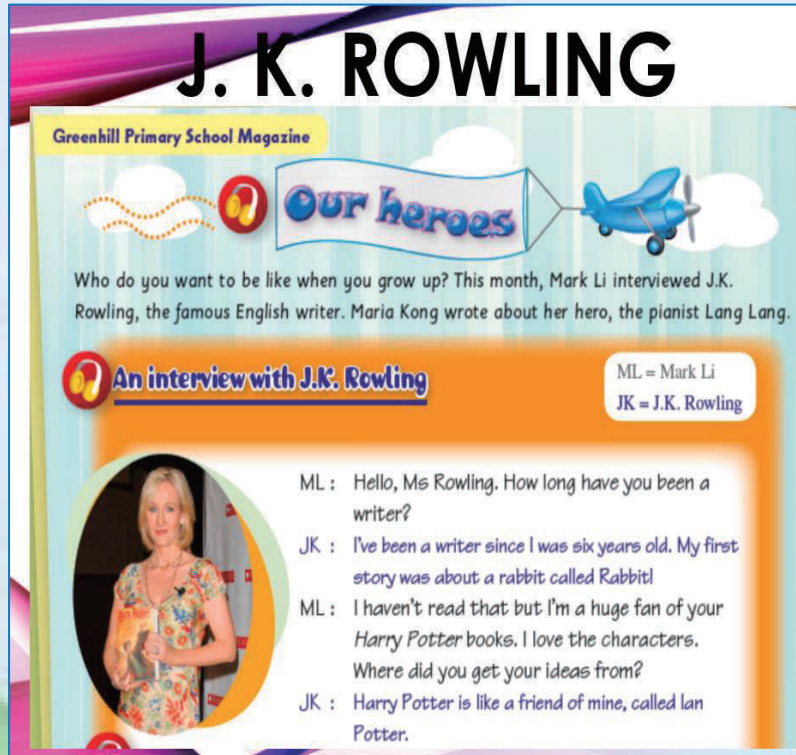


Tim is a creative writer.

- Different group games.
- Different levels of difficulty.

# Application of self-learning strategies

## 3) Self-instruction 自我教導



**J. K. ROWLING**

Greenhill Primary School Magazine

**Our heroes**

Who do you want to be like when you grow up? This month, Mark Li interviewed J.K. Rowling, the famous English writer. Maria Kong wrote about her hero, the pianist Lang Lang.

**An interview with J.K. Rowling**

ML = Mark Li  
JK = J.K. Rowling

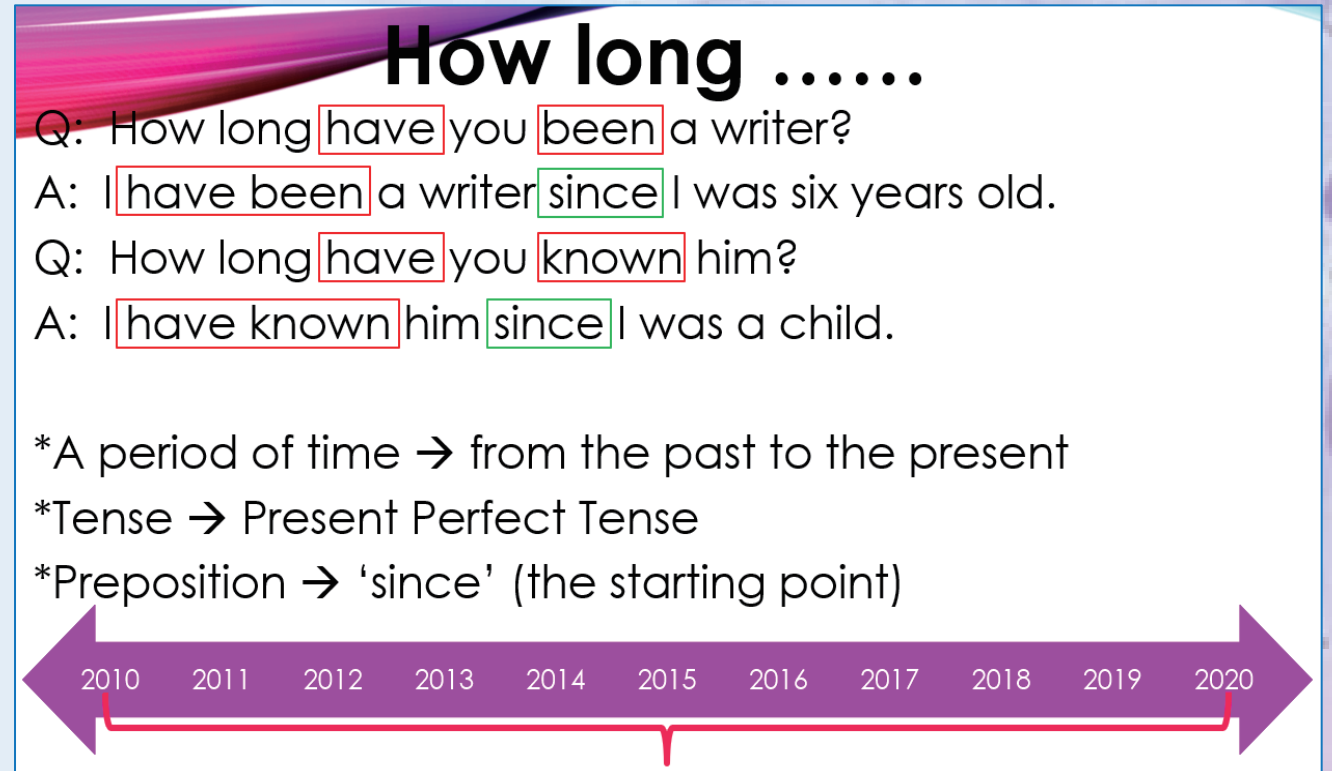
ML : Hello, Ms Rowling. How long have you been a writer?

JK : I've been a writer since I was six years old. My first story was about a rabbit called Rabbit!

ML : I haven't read that but I'm a huge fan of your Harry Potter books. I love the characters. Where did you get your ideas from?

JK : Harry Potter is like a friend of mine, called Ian Potter.

➤ Discovery Approach.



### How long .....

Q: How long have you been a writer?

A: I have been a writer since I was six years old.

Q: How long have you known him?

A: I have known him since I was a child.

\*A period of time → from the past to the present



\*Tense → Present Perfect Tense

\*Preposition → 'since' (the starting point)

Timeline: 2010 2011 2012 2013 2014 2015 2016 2017 2018 2019 2020

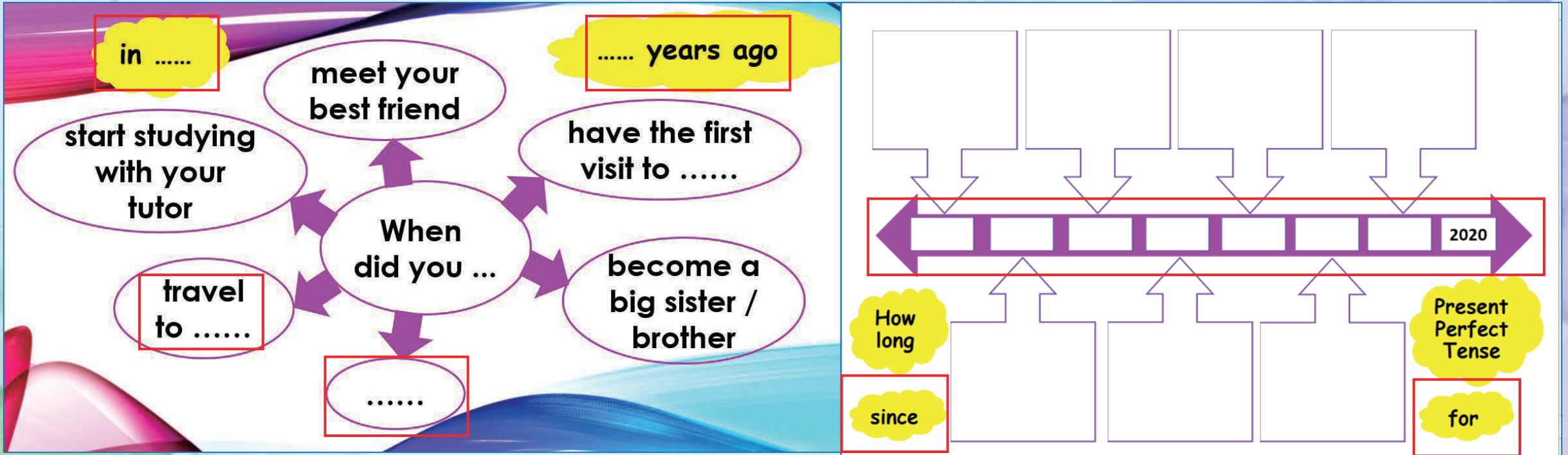
# Application of self-learning strategies

## 4) Active learning 主動學習



# Application of self-learning strategies

## 5) Self-planned learning 自我計畫學習



- Provide choices.
- Welcome their creativity.

# Application of self-learning strategies

## 6) Self-managed learning 自我管理學習

What I Know .....


She got an award.	She got married when she was 27	She got married
She wanted to kill herself	She is an author. She wanted to kill herself. She is a mum. She got married. Then, she divorced. She was hit by his husband.	She is a writer.
I know JK Rowling is a writer of Harry Potter.	She has a baby	I know she gets married at 27 years old.
She got a daughter.	She got many money	J K Rowling wants to kill herself

What I Want to know .....

Where is her country ?	Why did JK Rowling get kicked out of college?	How many books does she write?
Is she naughty in school? 🤪	When does she meet her husband?	What is her mother's name ?
When is her birthday?	Is Harry Potter her first book ?	Where did she borned ?
How many years does she be a writer	Where is her school ?	Why do you want to write the book ?

# Application of self-learning strategies

## 7) Self-monitored learning 自我監控學習



Positive Relationships

- Boy on the left: correct 4 years to 2 years (2018 - 2020).
- Girl on the right: rewrite the numbers nicely.

# Application of self-learning strategies

## 7) Self-monitored learning 自我監控學習

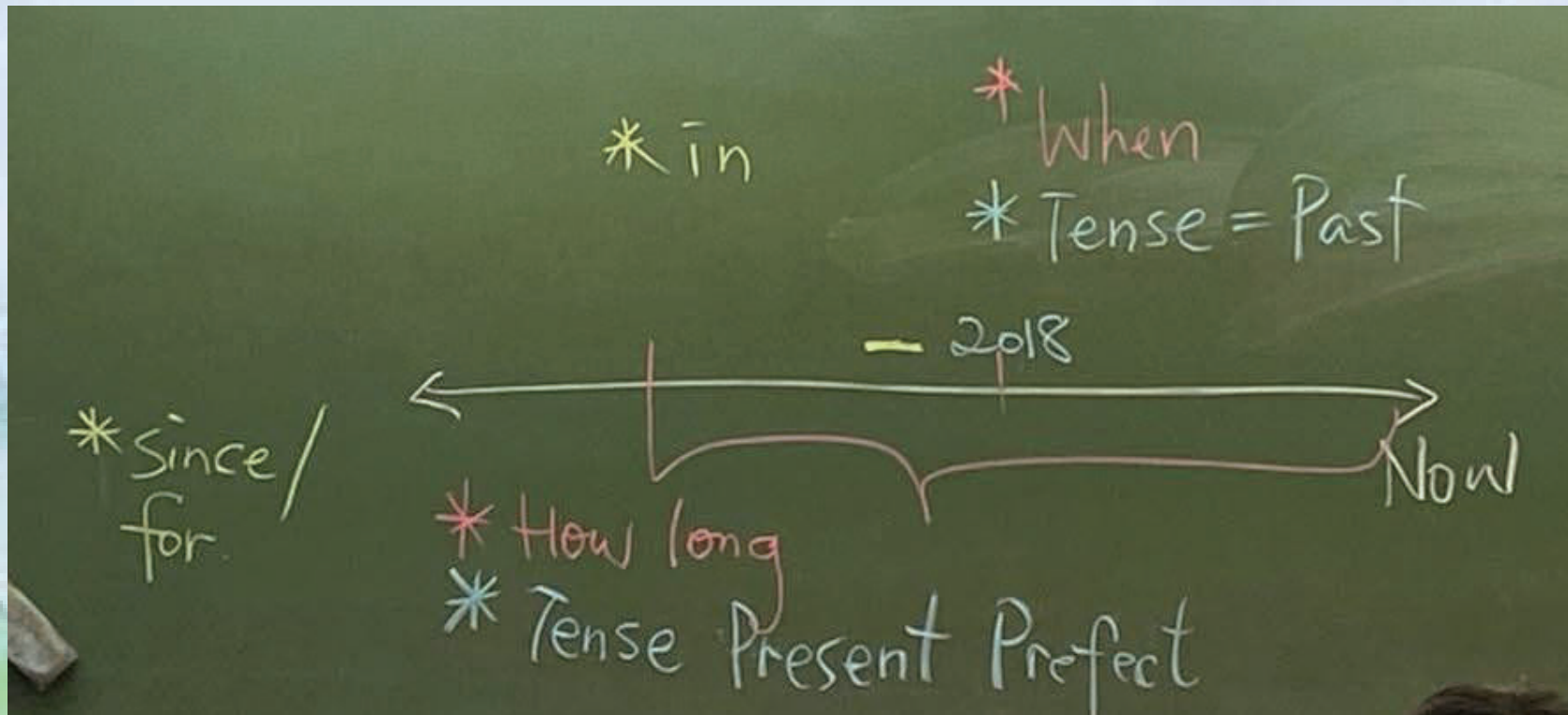


- Girl in PE uniform: correct 5 years to 4 years (show with fingers).
- Girl on the left: offer help (point with fingers), error spotting (x ago).



# Application of self-learning strategies

## 7) Self-monitored learning 自我監控學習



➤ Consolidation done by students.



After the lesson

# New insights from the tryout

- Game is a game only – no winners or losers.
- Game is for enjoyment through participation.

**Positive Emotions**




# New insights from the tryout

- Gamers can have their own rules.

**Positive  
Accomplishment**

**Positive  
Purpose**



The background is a soft watercolor wash. It features a central area of light blue and white, with large, irregular washes of purple and lavender on the right side. On the left side, there are washes of light blue and green. The overall effect is a gentle, artistic, and textured background.

Reflection

# Insights and future development

1. Needs analysis: needs, lacks and wants
2. Co-planning and teaching
3. SCT: room for enhancement
4. PERMA in practice
5. Self-directed learning tasks


# 1. Needs analysis (Students)

- Needs: special education needs and learning styles



Fleming's VARK Learning Styles

# 1. Needs analysis (Students)

- Lacks: motivation, self-confidence and skills
  - Macro skills: self-learning strategies
  - Micro skills: looking up new words in dictionaries, decoding etc.
- 



# 1. Needs analysis (Students)

➤ Wants: fun and **interaction**



- Interaction with peers
- Interaction with the language inputs  
(purpose for learning)

## 2. Co-planning: done vs done better

### ➤ CARS of current teaching materials

- Change: teaching flow / emphasis for streamed classes
- Adapt: language complexity
- Replace: using more suitable materials
- Select: picking appropriate teaching points

## 2. Co-planning: done vs done better

### ➤ PIE

- Planning: what to teach vs what & how to teach
- Implementation: expect problems and prepare solutions in advance
- Evaluation: reviewing students sparkling and difficult moments → adjustment

## 2. Co-planning and Teaching

- Knowledge, Skills and Attitudes
  - \*Knowledge: thorough (high-order) coverage and effective delivery
  - Skills: allowing space for practising and applying certain skills
  - Attitudes: general and school-based
    - embed, identify, apply and reflect
  - More to be done: Skills and Attitudes with learning tasks

# 3. SCT: room for enhancement

- SMART(ER) learning objectives: focused and extended
- Questioning: HOT (quantity, quality, follow-up)
- Feedback: positive and constructive spoken and written comments (PERMA)
- Participation: quality individual, pair and group tasks (with tools)
- Interaction: group activities with learning inputs and outputs
- Assessment as/ for learning: reviewing every learning task

## 4. PERMA in practice

- Feedback to students' performance and assignments
- Debriefing for learning tasks
- Demonstration of certain thoughts / behaviours in learning
- As teaching materials and process

# 5. Self-directed learning tasks

## ➤ Reading

2019-2020 Primary Three  
Pre-lesson Worksheet (PLE Book 3A Unit 3)

Name: \_\_\_\_\_ ( ) Grade: \_\_\_\_\_

Class: P.3 ( ) Date: \_\_\_\_\_

Look at the menu of McDonald's / PHD pizza. Answer the following questions.



McDonald's



PHD pizza

**A. You are going to have lunch now. What food do you want to order for yourself and your family / teachers/ classmates / \_\_\_\_\_ ?**

Draw, label and write about the food.

I want to order \_\_\_\_\_

\_\_\_\_\_

\_\_\_\_\_

**B. How much are these food? Ask and answer.**

1. How much is \_\_\_\_\_ ? It's \_\_\_\_\_

2. \_\_\_\_\_ ? \_\_\_\_\_

3. \_\_\_\_\_ ? \_\_\_\_\_

# 5. Self-directed learning tasks

## ➤ Reading

Super Summariser		
Read the article again and fill in the following parts.		
<b>Setting</b>	<b>Summary</b>	
Time: _____	1. _____	
Place: _____	_____	
<b>Main characters</b>	2. _____	
1. _____	_____	
2. _____	3. _____	
3. _____	_____	
4. _____	4. _____	
	_____	
	5. _____	
	_____	
<b>Free Area</b>		
_____ _____ _____ _____		
1. Take turns reading the article aloud with your partner. <input type="checkbox"/>	2. Take turns reading the article one part or paragraph at a time with your partner. <input type="checkbox"/>	3. Read your favourite part of the article to your partner. <input type="checkbox"/>
4. Take turns retelling the article in your own words/ English. <input type="checkbox"/>	5. Write a riddle guessing the words of this article. <input type="checkbox"/>	6. Read the article silently to yourself. <input type="checkbox"/>
7. Quiz your partner on the words and/ or story events/ or facts. <input type="checkbox"/>	8. Set five True or False questions about the article to test your partner. <input type="checkbox"/>	9. Write a letter to the author or your favourite character of the article. <input type="checkbox"/>
10. Write a different ending/ part to the article. <input type="checkbox"/>	11. Draw your favourite character of the story. <input type="checkbox"/>	12. Draw the funniest part of the story. <input type="checkbox"/>

Super Summariser		
Read the article again and fill in the following parts.		
<b>facts I found interesting from this article</b>		
1. _____		
2. _____		
3. _____		
<b>things I learned from this article</b>		
1. _____		
2. _____		
3. _____		
<b>questions I have</b>		
1. _____		
2. _____		
<b>Free Area</b>		
_____ _____ _____ _____		
1. Take turns reading the article aloud with your partner. <input type="checkbox"/>	2. Take turns reading the article one part or paragraph at a time with your partner. <input type="checkbox"/>	3. Read your favourite part of the article to your partner. <input type="checkbox"/>
4. Take turns retelling the article in your own words/ English. <input type="checkbox"/>	5. Write a riddle guessing the target words of this article. <input type="checkbox"/>	6. Read the article silently to yourself. <input type="checkbox"/>
7. Quiz your partner on the words and/ or story events/ or facts. <input type="checkbox"/>	8. Set five True or False questions about the article to test your partner. <input type="checkbox"/>	9. Write a letter to the author or your favourite character of the article. <input type="checkbox"/>
10. Write a different ending/ part to the article. <input type="checkbox"/>	11. Draw your favourite character of the article. <input type="checkbox"/>	12. Draw the funniest part of the article. <input type="checkbox"/>



# 5. Self-directed learning tasks

## ➤ Writing

TWGHs Ko Ho Ning Memorial Primary School  
2019-2020 Primary Three  
Free Writing (5)\*\*\*




Name: \_\_\_\_\_ ( ) Date: \_\_\_\_\_

Class: P. 3( )

Mark distribution:

Content	Language	Organization	Total
/ 5	/ 4	/ 1	/10

Mark is having a lesson at school. Look at the pictures and write the story in about 80 words. Give your story a title.

<p>1.</p> 	<p>2.</p> 
<p>good at / sums / smart / next to</p>	<p>weak in / difficult / no idea / bored</p>
<p>3.</p> 	<p>4.</p> <p style="text-align: center; font-size: 48px;">?</p> <p>What happens in the end?</p>
<p>impolite / stupid / give up / helpless</p>	

### Self-assessment

Before you write, read the reminders. After you have finished your writing, tick the boxes.

Tick the boxes under the right icons.	😊😊	😊	☹
<b>Part A Content</b>			
1. Do you write about all the pictures?			
2. Do you provide supporting details?			
3. Do you write about the people's character and feelings?			
4. Do you write a title?			
5. Do you write an ending?			
6. Do you use at least 2 dialogues? e.g. <i>He asks, '...?'</i> / <i>He replies, '...'</i> / <i>They say, '...'</i>			
<b>Part B Language</b>			
7. Do you use correct punctuation? e.g. <i>Can you solve this sum?</i>			
8. Do you use the simple present tense correctly?			
9. Do you use at least 4 adjectives? e.g. <i>you are smart and helpful.</i>			
10. Do you link ideas with connectives? e.g. <i>I like you because you are helpful.</i> <i>Then, they went to the playground.</i>			
11. Do you spell all the words correctly?			
<b>Part C Organization</b>			
12. Do you write in paragraphs?			
13. Do you write at least 80 words?			

# 5. Self-directed learning tasks

## ➤ Speaking & Listening

TWGHs Ko Ho Ning Memorial Primary School


KS1 Speaking Practice: Reading Aloud

Date: \_\_\_\_\_



### Playing at Home

I love **playing with** my little sister at home. Our parents buy many toys for us. My sister loves to make models. I like to **play with** toy cars. We enjoy playing with our dog too!



Date: \_\_\_\_\_



### Playing at Home

I love **playing with** my little sister at home. Our parents buy many toys for us. My sister loves to make models. I like to **play with** toy cars. We enjoy playing with our dog too!



#### Self-assessment

Tick the boxes under the right icons.

1. I can read loudly.
2. I can read fluently.
3. I can read with intonation.
4. I can read with expressions.
5. I can read with pauses.
6. I understand what the text is about.



	😊😊	😊	😞
1. I can read loudly.			
2. I can read fluently.			
3. I can read with intonation.			
4. I can read with expressions.			
5. I can read with pauses.			
6. I understand what the text is about.			










# 5. Self-directed learning tasks

## ➤ Speaking & Listening





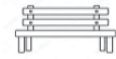

ITWGHs K.O. Ho Ning Memorial Primary School  
2018-2019 Primary One  
Study Notes (PLE Book 1B Unit 4)

### A. Vocabulary

#### 1. Zoo Animals

1. 	2. 	3. 
an elephant	a giraffe	a hippo
4. 	5. 	6. 
a lion	a zebra	a tiger
7. 	8. 	9. 
a panda	a monkey	a crocodile

#### 2. Places

1. 	2. 	3. 
under a tree	on the grass	in a cage
4. 	5. 	6. 
in a pond	on a bench	in the sky

P. 1

### 3. Numbers

11	12	13	14	15
eleven	twelve	thirteen	fourteen	fifteen
16	17	18	19	20
sixteen	seventeen	eighteen	nineteen	twenty

### B. Language focus

- How many ( elephants / pandas / ..... ) are there?
- There is one elephant.
- There are ( sixteen / twenty / ..... ) elephants.

### C. Grammar

#### 1. Questions Words

We use question words to ask different questions.

E.g. **What** can you see?

**What** class are you in?

**Where** is the bird?

**How many** pens do you have?

**How** do you feel?



P. 2



# Ideas for take-away

- **Review:** needs, resources
- **Re-ponder:** current practices of co-planning, lesson delivery
- **Revitalise:** current materials with new and up-to-date elements
- **Respond to chances:** to sustain curriculum development

The background is a soft watercolor wash. It features a central area of light blue and white, with large, irregular washes of purple and lavender on the right side. On the left and bottom, there are washes of light green and teal. The overall effect is a gentle, artistic, and multi-colored background.

Thank You!